

島根原子力発電所 格子状定線の水温(平成30年度第4四半期)

島根原子力発電所 格子状定線の水温(第1回)

(平成31年2月22日 09:30~11:03)

1号機出力: -※ 万kW 1号機放水量: 1 m³/s 天候: 晴 気温: 10.2℃ ○水温の最高 14.0 °C(定線A・距離2500m・8m層, 他9点)
 2号機出力: 0 万kW 2号機放水量: 25 m³/s 風向・風速: 南東, 3.0 m/s 風浪: 2 ○水温の最低 13.1 °C(定線O・距離0m・3m層)
 3号機出力: 0 万kW 3号機放水量: 3 m³/s

定線	距離(m)	開始時刻	終了時刻	測定水深 (m)																										海底上1m			
				0	1	2	3	4	5	6	7	8	9	10	11	12	13	14	15	16	17	18	19	20	25	30	40	50	60		70		
A線	750			漁具のため欠測																													
	1500	9:56	9:57	13.9	13.9	13.9	13.9	13.9	13.9	13.9	13.9	13.9	13.9	13.9	13.9	13.9	13.9	13.9	13.9	13.9	13.9	13.9	13.9	13.9	13.9	13.9	13.9	13.9	13.9	13.9	13.9	13.9	
	2500	10:07	10:08	13.8	13.8	13.8	13.8	13.8	13.8	13.8	13.9	13.9	14.0	14.0	14.0	14.0	14.0	13.9	13.9	13.9	13.9	13.9	13.9	13.9	13.9	13.9	13.9	13.9	13.9	13.9	13.9	13.9	
B線	750	9:39	9:41	13.9	13.9	13.9	13.9	13.9	13.9	13.9	13.9	13.9	13.9	13.9	13.9	13.9	13.9	13.9	13.9	13.9	13.8												
	1500			漁具のため欠測																													
	2000	10:25	10:26	13.9	13.9	13.9	13.9	13.9	13.9	13.9	13.9	13.9	13.9	13.9	13.9	13.9	13.9	13.9	13.9	13.9	13.9	13.9	13.9	13.9	13.9	13.9	13.9	13.9	13.9	13.9	13.9	13.9	
C線	3500	10:56	10:57	13.7	13.7	13.7	13.7	13.7	13.7	13.7	13.7	13.7	13.8	13.8	13.8	13.8	13.8	13.8	13.8	13.8	13.8	13.8	13.9	13.9	13.9	13.9	13.9	13.9	13.9	13.9	13.9	13.9	
	500	9:47	9:48	13.7	13.7	13.7	13.7	13.7	13.7	13.7	13.7	13.7	13.6																				
	1000	9:52	9:54	13.9	13.9	13.9	13.9	13.9	13.9	13.9	13.9	13.9	13.9	13.9	13.9	13.9	13.9	13.9	13.9	13.9	13.9	13.9	13.9	13.9	13.9	13.9	13.9	13.9	13.9	13.9	13.9	13.9	
D線	1500			漁具のため欠測																													
	2000	10:16	10:17	13.9	13.9	13.9	13.9	13.9	13.9	13.9	13.9	13.9	13.9	13.9	13.9	13.9	13.9	13.9	13.9	13.9	13.9	13.9	13.9	13.9	13.9	13.9	13.9	13.9	13.9	13.9	13.9	13.9	
	500	9:33	9:34	13.6	13.6	13.6	13.6	13.6	13.6	13.6	13.6	13.6																					
	750	10:05	10:07	13.8	13.7	13.7	13.7	13.7	13.7	13.8	13.8	13.8	13.8	13.8	13.8	13.8	13.8	13.8	13.8	13.8	13.8												
	1000	10:12	10:12	13.8	13.9	13.9	13.9	13.9	13.9	13.9	13.9	13.9	13.9	13.9	13.9	13.9	13.9	13.9	13.9	13.9	13.9	13.8	13.8	13.8	13.8	13.8	13.8	13.8	13.8	13.7			
E線	1250	10:00	10:01	13.9	13.9	13.9	13.9	13.9	13.9	13.9	13.9	13.9	13.9	13.9	13.9	13.9	13.9	13.9	13.9	13.9	13.9	13.9	13.9	13.9	13.9	13.9	13.9	13.9	13.9	13.9	13.9	13.9	
	1500	10:06	10:08	13.9	13.9	13.9	13.9	13.9	13.9	13.9	13.9	13.9	13.9	13.9	13.9	13.9	13.9	13.9	13.9	13.9	13.9	13.9	13.9	13.9	13.9	13.9	13.9	13.9	13.9	13.9	13.9	13.9	
	500	9:40	9:41	13.6	13.6	13.7	13.7	13.7	13.7	13.7	13.7	13.7	13.7	13.7																			
	750	9:59	9:59	13.7	13.7	13.7	13.7	13.7	13.7	13.7	13.7	13.7	13.7	13.7	13.7	13.7	13.7	13.7	13.7	13.7	13.7	13.7	13.7	13.7	13.7	13.7	13.7	13.7	13.7	13.7	13.7	13.7	
	1000	10:20	10:21	13.7	13.7	13.7	13.7	13.7	13.7	13.7	13.7	13.7	13.7	13.7	13.7	13.7	13.7	13.7	13.7	13.7	13.7	13.7	13.7	13.7	13.7	13.7	13.7	13.7	13.7	13.7	13.7	13.7	13.7
	1250	10:42	10:43	13.9	13.9	13.9	13.9	13.9	13.9	13.9	13.9	13.9	13.9	13.9	13.9	13.9	13.9	13.9	13.9	13.9	13.9	13.9	13.9	13.9	13.9	13.9	13.9	13.9	13.9	13.9	13.9	13.9	13.9
F線	1500	10:49	10:51	13.9	13.9	13.9	13.9	13.9	13.9	13.9	13.9	13.9	13.9	13.9	13.9	13.9	13.9	13.9	13.9	13.9	13.9	13.9	13.9	13.9	13.9	13.9	13.9	13.9	13.9	13.9	13.9	13.9	
	2000	10:58	10:59	13.9	13.9	13.9	13.9	13.9	13.9	13.9	13.9	13.9	13.9	13.9	13.9	13.9	13.9	13.9	13.9	13.9	13.9	13.9	13.9	13.9	13.9	13.9	13.9	13.9	13.9	13.9	13.9	13.9	
	3500	10:46	10:48	13.8	13.8	13.8	13.8	13.8	13.8	13.8	13.8	13.8	13.8	13.8	13.8	13.8	13.8	13.8	13.8	13.8	13.8	14.0	14.0	13.9	13.9	13.9	13.9	13.9	13.9	13.9	13.9	13.9	13.9
	500	9:46	9:49	13.7	13.7	13.7	13.7	13.6	13.6	13.6	13.7	13.7																					
	750	9:52	9:53	13.8	13.8	13.8	13.8	13.8	13.8	13.8	13.8	13.8	13.7	13.7	13.7	13.7	13.7	13.7	13.7	13.7	13.7	13.7	13.7	13.7	13.7	13.7	13.7	13.7	13.7	13.7	13.7	13.7	13.7
G線	1000	10:27	10:28	13.8	13.8	13.8	13.8	13.8	13.8	13.8	13.8	13.8	13.8	13.8	13.8	13.8	13.8	13.8	13.8	13.8	13.8	13.8	13.8	13.8	13.8	13.8	13.8	13.8	13.8	13.8	13.8	13.8	
	1250	10:34	10:35	13.8	13.8	13.8	13.8	13.8	13.8	13.8	13.8	13.8	13.8	13.8	13.8	13.8	13.8	13.8	13.8	13.8	13.8	13.8	13.8	13.8	13.8	13.8	13.8	13.8	13.8	13.8	13.8	13.8	
	1500	10:43	10:43	13.9	13.9	13.9	13.9	13.9	13.9	13.9	13.9	13.9	13.9	13.9	13.9	13.9	13.9	13.9	13.9	13.9	13.9	13.9	13.9	13.9	13.9	13.9	13.9	13.9	13.9	13.9	13.9	13.9	13.9
	0	9:38	9:39	13.6	13.7	13.7	13.7	13.7	13.7	13.7	13.7	13.7	13.7	13.7	13.7	13.6	13.6	13.6															
	250	9:42	9:43	13.6	13.6	13.6	13.6	13.6	13.6	13.6	13.6	13.6	13.6	13.6	13.6	13.6	13.6	13.6	13.6	13.6	13.6	13.6	13.6	13.6	13.6	13.6	13.6	13.6	13.6	13.6	13.6	13.6	13.6
	500	9:47	9:48	13.6	13.7	13.7	13.7	13.7	13.7	13.6	13.6	13.6	13.6	13.6	13.6	13.6	13.6	13.6	13.6	13.6	13.6	13.6	13.6	13.6	13.6	13.6	13.6	13.6	13.6	13.6	13.6	13.6	13.6
	750	10:03	10:04	13.8	13.8	13.8	13.8	13.8	13.8	13.8	13.8	13.8	13.8	13.8	13.8	13.8	13.8	13.8	13.8	13.8	13.8	13.7	13.7	13.7	13.7	13.7	13.7	13.7	13.7	13.7	13.7	13.7	13.7
H線	1000	10:09	10:10	13.8	13.8	13.8	13.8	13.8	13.8	13.8	13.8	13.8	13.8	13.8	13.8	13.8	13.8	13.8	13.8	13.8	13.8	13.8	13.8	13.8	13.8	13.8	13.8	13.8	13.8	13.8	13.8	13.8	
	1250	10:25	10:25	13.8	13.8	13.8	13.8	13.8	13.8	13.8	13.8	13.8	13.8	13.8	13.8	13.8	13.8	13.8	13.8	13.8	13.8	13.8	13.8	13.8	13.8	13.8	13.8	13.8	13.8	13.8	13.8	13.8	
	1500	10:38	10:38	13.8	13.8	13.8	13.8	13.8	13.8	13.8	13.8	13.8	13.8	13.8	13.8	13.8	13.8	13.8	13.8	13.8	13.8	13.8	13.8	13.8	13.8	13.8	13.8	13.8	13.8	13.8	13.8	13.8	13.8
	2000	10:49	10:50	13.9	13.9	13.9	13.9	13.9	13.9	13.9	13.9	13.9	13.9	13.9	13.9	13.9	13.9	13.9	13.9	13.9	13.9	13.9	13.9	13.9	13.9	13.9	13.9	13.9	13.9	13.9	13.9	13.9	13.9
	0	9:36	9:44	13.5	13.5	13.5	13.5	13.4																									
250	9:47	9:48	13.5	13.5	13.5	13.5	13.5	13.5	13.5																								
500	9:53	9:54	13.7	13.7	13.7	13.7	13.7	13.7	13.7	13.7	13.7	13.7	13.7	13.7	13.7	13.7	13.7	13.7	13.7	13.7	13.7	13.7	13.7	13.7	13.7	13.7	13.7	13.7	13.7	13.7	13.7	13.7	
750	9:58	9:59	13.8	13.8	13.8	13.8	13.8	13.8	13.8	13.8	13.8	13.8	13.8	13.8	13.8	13.8	13.8	13.8	13.8	13.8	13.8	13.8	13.8	13.8	13.8	13.8	13.8	13.8	13.8	13.8	13.8	13.8	
1000	10:14	10:15	13.8	13.8	13.8	13.8	13.8	13.8	13.8	13.8	13.8	13.8	13.8	13.8	13.8	13.8	13.8	13.8	13.8	13.8	13.8	13.8	13.8	13.8	13.8	13.8	13.8	13.8	13.8	13.8	13.8	13.8	
1250	10:20	10:21	13.8	13.8	13.8	13.8	13.8	13.8	13.8	13.8	13.8	13.8	13.8	13.8	13.8	13.8	13.8	13.8	13.8	13.8	13.8	13.8	13.8	13.8	13.8	13.8	13.8	13.8	13.8	13.8	13.8	13.8	
1500	10:32	10:34	13.8	13.8	13.8	13.8	13.8	13.8	13.8	13.8	13.8	13.8	13.8	13.8	13.8	13.8	13.8	13.8	13.8	13.8	13.8	13.8	13.8	13.8	13.8	13.8	13.8	13.8	13.8	13.8	13.8	13.8	

※平成27年4月30日付で運転終了

定線	距離 (m)	開始 時刻	終了 時刻	測定水深 (m)																											
				0	1	2	3	4	5	6	7	8	9	10	11	12	13	14	15	16	17	18	19	20	25	30	40	50	60	70	海底上1m
I線	0	9:30	9:32	13.5	13.5	13.5	13.5	13.5	13.5	13.5																				13.5	
	250	9:51	10:01	13.6	13.6	13.6	13.6	13.6	13.6	13.6	13.6	13.6	13.6	13.6	13.6	13.6	13.6	13.6	13.6	13.6										13.5	
	500	10:04	10:06	13.7	13.7	13.7	13.7	13.7	13.7	13.7	13.7	13.7	13.7	13.7	13.7	13.7	13.7	13.7	13.7	13.7	13.7	13.7	13.7	13.7	13.7	13.7	13.7	13.7	13.7	13.6	
	750	10:12	10:18	13.8	13.8	13.8	13.8	13.8	13.8	13.8	13.8	13.8	13.8	13.8	13.8	13.8	13.8	13.8	13.8	13.8	13.8	13.8	13.8	13.8	13.8	13.8	13.8	13.8	13.8	13.8	
	1000	10:21	10:23	13.8	13.8	13.8	13.8	13.8	13.8	13.8	13.8	13.8	13.8	13.8	13.8	13.8	13.8	13.8	13.8	13.8	13.8	13.8	13.8	13.8	13.8	13.8	13.8	13.8	13.8	13.8	
	1250	10:31	10:34	13.8	13.8	13.8	13.8	13.8	13.8	13.8	13.8	13.8	13.8	13.8	13.8	13.8	13.8	13.8	13.8	13.8	13.8	13.8	13.8	13.8	13.8	13.8	13.8	13.8	13.8	13.8	
	1500	10:38	10:45	13.8	13.8	13.8	13.8	13.8	13.8	13.8	13.8	13.8	13.8	13.8	13.8	13.8	13.8	13.8	13.8	13.8	13.8	13.8	13.8	13.8	13.8	13.8	13.8	13.8	13.8	13.8	
	2000	10:51	10:53	13.8	13.8	13.8	13.8	13.8	13.8	13.8	13.8	13.8	13.8	13.8	13.8	13.8	13.8	13.8	13.8	13.8	13.8	13.8	13.8	13.8	13.8	13.8	13.8	13.8	13.8	13.8	
2500	11:00	11:03	13.9	13.9	13.9	13.9	13.9	13.9	13.9	13.9	13.9	13.9	13.9	13.9	13.9	13.9	13.9	13.9	13.9	13.9	13.9	13.9	13.9	13.9	13.9	13.9	13.8	13.8	13.8		
J線	0	9:35	9:36	13.4	13.4	13.4	13.4	13.4	13.4	13.4	13.4	13.4	13.4	13.4	13.5	13.5													13.5		
	250	9:39	9:40	13.6	13.6	13.6	13.6	13.6	13.6	13.6	13.6	13.6	13.6	13.6	13.6	13.6	13.6	13.6	13.6	13.6	13.5	13.5	13.5	13.5					13.5		
	500	9:49	9:50	13.7	13.7	13.7	13.7	13.7	13.7	13.7	13.7	13.7	13.7	13.7	13.7	13.7	13.7	13.7	13.7	13.7	13.7	13.7	13.7	13.7	13.7	13.7	13.7	13.7	13.7		
	750	10:00	10:01	13.8	13.8	13.8	13.8	13.8	13.8	13.8	13.8	13.8	13.8	13.8	13.8	13.8	13.8	13.8	13.8	13.8	13.8	13.8	13.8	13.8	13.7	13.7			13.7		
	1000	10:05	10:07	13.8	13.8	13.8	13.8	13.8	13.8	13.8	13.8	13.8	13.8	13.8	13.8	13.8	13.8	13.8	13.8	13.8	13.8	13.8	13.8	13.8	13.8	13.8	13.8	13.8	13.8		
	1250	10:22	10:24	13.8	13.8	13.8	13.8	13.8	13.8	13.8	13.8	13.8	13.8	13.8	13.8	13.8	13.8	13.8	13.8	13.8	13.8	13.8	13.8	13.8	13.8	13.8	13.8	13.8	13.8		
1500	10:35	10:36	13.9	13.8	13.8	13.8	13.8	13.8	13.8	13.8	13.8	13.8	13.8	13.8	13.8	13.8	13.8	13.8	13.8	13.8	13.8	13.8	13.8	13.8	13.8	13.8	13.8	13.8			
K線	0	9:31	9:32	13.4	13.4	13.4	13.4	13.4																					13.4		
	250	9:38	9:44	13.6	13.6	13.6	13.6	13.6	13.6	13.6	13.6	13.6	13.6	13.6	13.6	13.6	13.6	13.6	13.6	13.6	13.6	13.6	13.6	13.6	13.6	13.6	13.6	13.6			
	500	9:43	9:45	13.6	13.6	13.6	13.6	13.7	13.7	13.7	13.7	13.7	13.7	13.7	13.7	13.7	13.7	13.7	13.7	13.7	13.6	13.6	13.6	13.6	13.6	13.6	13.6	13.6			
	750	9:54	9:56	13.8	13.8	13.8	13.8	13.8	13.8	13.8	13.8	13.8	13.8	13.8	13.8	13.7	13.7	13.7	13.7	13.7	13.7	13.7	13.7	13.7	13.7	13.7	13.7	13.7			
	1000	10:11	10:13	13.8	13.8	13.8	13.8	13.8	13.8	13.8	13.8	13.8	13.8	13.8	13.8	13.8	13.8	13.8	13.8	13.8	13.8	13.8	13.8	13.8	13.8	13.8	13.8	13.8			
	1250	10:17	10:19	13.8	13.8	13.8	13.8	13.8	13.8	13.8	13.8	13.8	13.8	13.8	13.8	13.8	13.8	13.8	13.8	13.8	13.8	13.8	13.8	13.8	13.8	13.8	13.8	13.8			
	1500	10:29	10:31	13.8	13.8	13.8	13.8	13.8	13.8	13.8	13.8	13.8	13.8	13.8	13.8	13.8	13.8	13.8	13.8	13.8	13.8	13.8	13.8	13.8	13.8	13.8	13.8	13.8			
2000	10:43	10:44	13.8	13.8	13.8	13.8	13.8	13.8	13.8	13.8	13.8	13.8	13.8	13.8	13.8	13.8	13.8	13.8	13.8	13.8	13.8	13.8	13.8	13.8	13.8	13.8	13.8				
L線	500	9:46	9:49	13.6	13.6	13.6	13.6	13.6	13.6	13.6	13.6	13.6	13.6	13.6	13.6	13.6	13.6	13.6	13.6	13.5	13.5	13.5	13.5					13.5			
	750	10:00	10:02	13.6	13.6	13.7	13.7	13.7	13.7	13.7	13.7	13.7	13.7	13.7	13.7	13.7	13.7	13.7	13.7	13.7	13.7	13.7	13.7	13.7	13.7	13.7	13.7	13.7			
	1000	10:06	10:07	13.8	13.8	13.8	13.8	13.8	13.8	13.8	13.8	13.8	13.8	13.8	13.8	13.8	13.8	13.8	13.8	13.8	13.8	13.8	13.8	13.8	13.8	13.8	13.8	13.8			
	1250	10:25	10:27	13.8	13.8	13.8	13.8	13.8	13.8	13.8	13.8	13.8	13.8	13.8	13.8	13.8	13.8	13.8	13.8	13.8	13.8	13.8	13.8	13.8	13.8	13.8	13.8	13.8			
1500	10:31	10:32	13.8	13.8	13.8	13.8	13.8	13.8	13.8	13.8	13.8	13.8	13.8	13.8	13.8	13.8	13.8	13.8	13.8	13.8	13.8	13.8	13.8	13.8	13.8	13.8	13.8				
M線	500	9:53	9:54	13.5	13.6	13.6	13.6	13.6	13.6	13.6	13.6	13.6	13.6	13.6	13.5	13.5												13.5			
	1000	10:10	10:12	13.8	13.8	13.8	13.8	13.8	13.8	13.8	13.8	13.8	13.8	13.8	13.8	13.8	13.8	13.8	13.8	13.8	13.8	13.8	13.8	13.8	13.8	13.8	13.8				
	1500	10:36	10:38	13.8	13.8	13.8	13.8	13.8	13.8	13.8	13.8	13.8	13.8	13.8	13.8	13.8	13.8	13.8	13.8	13.8	13.8	13.8	13.8	13.8	13.8	13.8	13.8				
	2000	10:25	10:28	13.8	13.8	13.8	13.8	13.8	13.9	13.8	13.8	13.8	13.8	13.8	13.8	13.8	13.8	13.8	13.8	13.8	13.8	13.8	13.8	13.8	13.8	13.8	13.8				
	3500	10:41	10:44	13.9	13.9	13.9	13.9	13.9	13.9	13.9	13.9	13.9	13.9	13.9	13.9	13.8	13.8	13.8	13.8	13.8	13.8	13.8	13.8	13.8	13.8	13.8	13.8				
N線	500	10:32	10:33	13.4	13.4	13.4	13.4	13.5	13.5	13.5	13.5	13.5	13.5	13.5	13.5	13.5	13.5	13.5	13.5	13.5	13.5	13.5					13.5				
	1000	9:47	9:48	13.6	13.6	13.6	13.6	13.6	13.6	13.6	13.6	13.6	13.6	13.6	13.5	13.5	13.5	13.5	13.5	13.5	13.5	13.5	13.5				13.5				
	1500	10:03	10:05	13.8	13.8	13.8	13.8	13.8	13.8	13.8	13.8	13.8	13.8	13.8	13.8	13.8	13.8	13.8	13.8	13.8	13.8	13.8	13.7	13.7	13.7		13.7				
O線	0	10:03	10:05	13.3	13.3	13.2	13.1	13.4																				13.4			
	500	10:21	10:23	13.3	13.3	13.4	13.4	13.4	13.3	13.3	13.3	13.3	13.3	13.2	13.2	13.2	13.2										13.2				
	2000	9:31	9:34	13.8	13.8	13.8	13.8	13.8	13.8	13.8	13.8	13.8	13.8	13.8	13.8	13.8	13.8	13.8	13.8	13.8	13.8	13.8	13.8	13.7	13.7		13.7				
	2500	9:39	9:42	13.8	13.8	13.8	13.8	13.8	13.8	13.8	13.8	13.8	13.8	13.8	13.8	13.8	13.8	13.8	13.8	13.8	13.8	13.8	13.8	13.8	13.8	13.7	13.7				
P線	4500	10:55	10:57	13.9	13.9	13.9	13.9	13.9	13.9	13.9	13.9	13.9	13.9	13.9	13.9	13.9	13.9	13.9	13.9	13.9	13.9	13.9	13.9	13.9	13.9	13.9	13.9				
	3500	10:22	10:25	13.8	13.8	13.8	13.8	13.8	13.8	13.8	13.8	13.8	13.8	13.8	13.8	13.8	13.8	13.8	13.8	13.8	13.8	13.8	13.8	13.8	13.8	13.8	13.8				
Q線	2500	10:05	10:07	13.4	13.4	13.4	13.5	13.5	13.5	13.5	13.6	13.7	13.7	13.7	13.7	13.7	13.7										13.7				
	3500	10:14	10:16	13.6	13.6	13.6	13.6	13.6	13.6	13.6	13.5	13.5	13.5	13.5	13.5	13.5	13.5	13.5	13.5	13.5	13.5	13.5	13.5				13.5				
	4500	10:37	10:40	13.7	13.7	13.7	13.7	13.7	13.7	13.7	13.7	13.7	13.7	13.7	13.7	13.7	13.7	13.7	13.7	13.7	13.7	13.7	13.7	13.7	13.7	13.7	13.7				

※平成27年4月30日付で運転終了

■:水温の最高 ■:水温の最低

島根原子力発電所 格子状定線の水温(第2回)

(平成31年2月22日 11:51~13:33)

1号機出力: -※ 万kW 1号機放水量: 1 m³/s 天候:晴 気温:10.2℃ ○水温の最高 14.0 ℃(定線C・距離1000m・0m層, 他89点)
 2号機出力: 0 万kW 2号機放水量:25 m³/s 風向・風速:北東、6.3 m/s 風浪:3 ○水温の最低 13.3 ℃(定線O・距離0m・1m層, 他7点)
 3号機出力: 0 万kW 3号機放水量: 3 m³/s

定線	距離(m)	開始時刻	終了時刻	測定水深 (m)																													
				0	1	2	3	4	5	6	7	8	9	10	11	12	13	14	15	16	17	18	19	20	25	30	40	50	60	70	海底上1m		
A線	750			漁具のため欠測																													
	1500	12:53	12:54	13.9	13.9	13.9	13.9	13.9	13.9	13.9	13.9	13.9	13.9	13.9	13.9	13.9	13.9	13.9	13.9	13.9	13.9	13.9	13.9	13.9	13.9	13.9	13.9	13.9	13.9	13.9	13.9	13.9	
	2500	12:41	12:42	13.9	13.9	13.9	13.9	13.9	13.9	13.9	13.9	13.9	13.9	13.9	13.9	13.9	13.9	13.9	13.9	13.9	13.9	13.9	13.9	13.9	13.9	13.9	13.9	13.9	13.9	13.9	13.9	13.9	
B線	750	13:17	13:19	13.9	13.9	13.9	13.9	13.9	13.9	13.9	13.9	13.9	13.9	13.9	13.9	13.9	13.9	13.9	13.9	13.9	13.9	13.9	13.9	13.9	13.9	13.9	13.9	13.9	13.9	13.9	13.9	13.9	
	1500			漁具のため欠測																													
	2000	12:23	12:24	13.9	13.9	13.9	13.9	13.9	13.9	13.9	13.9	13.9	13.9	13.9	13.9	13.9	13.9	13.9	13.9	13.9	13.9	13.9	13.9	13.9	13.9	13.9	13.9	13.9	13.9	13.9	13.9	13.9	
C線	3500	11:51	11:52	13.8	13.8	13.8	13.8	13.8	13.8	13.8	13.8	13.8	13.8	13.8	13.8	13.8	13.8	13.8	13.8	13.8	13.8	13.8	13.8	13.8	13.8	13.8	13.8	13.8	13.8	13.8	13.8	13.8	
	500	13:11	13:12	13.9	13.9	13.9	13.9	13.9	13.9	13.9	13.9	13.9	13.9	13.9	13.9	13.9	13.9	13.9	13.9	13.9	13.9	13.9	13.9	13.9	13.9	13.9	13.9	13.9	13.9	13.9	13.9	13.9	
	1000	13:04	13:06	14.0	14.0	14.0	14.0	14.0	14.0	14.0	14.0	14.0	14.0	14.0	14.0	14.0	14.0	14.0	14.0	14.0	14.0	14.0	14.0	14.0	14.0	14.0	14.0	14.0	14.0	14.0	14.0	14.0	
D線	1500			漁具のため欠測																													
	2000	12:34	12:35	13.9	13.9	13.9	13.9	13.9	13.9	13.9	13.9	13.9	13.9	13.9	13.9	13.9	13.9	13.9	13.9	13.9	13.9	13.9	13.9	13.9	13.9	13.9	13.9	13.9	13.9	13.9	13.9	13.9	
	500	13:30	13:31	13.8	13.8	13.8	13.8	13.8	13.8	13.8	13.8	13.8	13.8	13.8	13.8	13.8	13.8	13.8	13.8	13.8	13.8	13.8	13.8	13.8	13.8	13.8	13.8	13.8	13.8	13.8	13.8	13.8	
	750	12:54	12:58	13.9	13.8	13.8	13.8	13.8	13.8	13.8	13.8	13.8	13.8	13.8	13.8	13.8	13.8	13.8	13.8	13.8	13.8	13.8	13.8	13.8	13.8	13.8	13.8	13.8	13.8	13.8	13.8	13.8	
	1000	12:45	12:46	13.9	13.9	13.9	13.9	13.9	13.9	13.9	13.9	13.9	13.9	13.9	13.9	13.9	13.9	13.9	13.9	13.9	13.9	13.9	13.9	13.9	13.9	13.9	13.9	13.9	13.9	13.9	13.9	13.9	13.9
E線	1250	12:50	12:55	14.0	14.0	14.0	14.0	14.0	14.0	14.0	14.0	14.0	14.0	14.0	14.0	14.0	14.0	14.0	14.0	14.0	14.0	14.0	14.0	14.0	14.0	14.0	14.0	14.0	14.0	14.0	14.0	14.0	
	1500	12:42	12:43	14.0	14.0	14.0	14.0	14.0	14.0	14.0	14.0	14.0	14.0	14.0	14.0	14.0	14.0	14.0	14.0	14.0	14.0	14.0	14.0	14.0	14.0	14.0	14.0	14.0	14.0	14.0	14.0	14.0	14.0
	500	13:25	13:26	13.8	13.8	13.8	13.8	13.8	13.8	13.7	13.7	13.7	13.7	13.7	13.7	13.7	13.7	13.7	13.7	13.7	13.7	13.7	13.7	13.7	13.7	13.7	13.7	13.7	13.7	13.7	13.7	13.7	13.7
	750	13:02	13:04	13.9	13.9	13.9	13.9	13.9	13.9	13.9	13.9	13.9	13.9	13.9	13.9	13.9	13.9	13.9	13.9	13.9	13.9	13.9	13.9	13.9	13.9	13.9	13.9	13.9	13.9	13.9	13.9	13.9	13.9
	1000	12:38	12:39	13.9	13.9	13.9	13.9	13.9	13.9	13.9	13.9	13.9	13.9	13.9	13.9	13.9	13.9	13.9	13.9	13.9	13.9	13.9	13.9	13.9	13.9	13.9	13.9	13.9	13.9	13.9	13.9	13.9	13.9
F線	1250	12:15	12:16	13.9	13.9	13.9	13.9	13.9	13.9	13.9	13.9	13.9	13.9	13.9	13.9	13.9	13.9	13.9	13.9	13.9	13.9	13.9	13.9	13.9	13.9	13.9	13.9	13.9	13.9	13.9	13.9	13.9	
	1500	12:08	12:09	13.9	13.9	13.9	13.9	13.9	13.9	13.9	13.9	13.9	13.9	13.9	13.9	13.9	13.9	13.9	13.9	13.9	13.9	13.9	13.9	13.9	13.9	13.9	13.9	13.9	13.9	13.9	13.9	13.9	
	2000	12:00	12:01	13.9	13.9	13.9	13.9	13.9	13.9	13.9	13.9	13.9	13.9	13.9	13.9	13.9	13.9	13.9	13.9	13.9	13.9	13.9	13.9	13.9	13.9	13.9	13.9	13.9	13.9	13.9	13.9	13.9	13.9
	3500	12:01	12:02	13.8	13.8	13.8	13.8	13.8	13.8	13.8	13.8	13.8	13.8	13.8	13.8	13.8	13.8	13.8	13.8	13.8	13.8	13.8	13.8	13.8	13.8	13.8	13.8	13.8	13.8	13.8	13.8	13.8	13.8
	500	13:19	13:20	13.9	13.9	13.9	13.9	13.9	13.9	13.9	13.9	13.9	13.9	13.9	13.9	13.9	13.9	13.9	13.9	13.9	13.9	13.9	13.9	13.9	13.9	13.9	13.9	13.9	13.9	13.9	13.9	13.9	13.9
G線	750	13:12	13:13	13.9	13.9	13.9	13.9	13.9	13.9	13.9	13.9	13.9	13.9	13.9	13.9	13.9	13.9	13.9	13.9	13.9	13.9	13.9	13.9	13.9	13.9	13.9	13.9	13.9	13.9	13.9	13.9	13.9	
	1000	12:30	12:31	13.9	13.9	13.9	13.9	13.9	13.9	13.9	13.9	13.9	13.9	13.9	13.9	13.9	13.9	13.9	13.9	13.9	13.9	13.9	13.9	13.9	13.9	13.9	13.9	13.9	13.9	13.9	13.9	13.9	
	1250	12:23	12:24	13.9	13.9	13.9	13.9	13.9	13.9	13.9	13.9	13.9	13.9	13.9	13.9	13.9	13.9	13.9	13.9	13.9	13.9	13.9	13.9	13.9	13.9	13.9	13.9	13.9	13.9	13.9	13.9	13.9	13.9
	1500	12:00	12:00	13.9	13.9	13.9	13.9	13.9	13.9	13.9	13.9	13.9	13.9	13.9	13.9	13.9	13.9	13.9	13.9	13.9	13.9	13.9	13.9	13.9	13.9	13.9	13.9	13.9	13.9	13.9	13.9	13.9	13.9
	0	13:18	13:20	13.7	13.7	13.7	13.7	13.7	13.7	13.7	13.7	13.7	13.7	13.7	13.7	13.7	13.7	13.7	13.7	13.7	13.7	13.7	13.7	13.7	13.7	13.7	13.7	13.7	13.7	13.7	13.7	13.7	13.7
H線	250	13:10	13:11	13.7	13.7	13.7	13.7	13.7	13.7	13.7	13.7	13.7	13.7	13.7	13.7	13.7	13.7	13.7	13.7	13.7	13.7	13.7	13.7	13.7	13.7	13.7	13.7	13.7	13.7	13.7	13.7	13.7	
	500	13:00	13:01	13.8	13.8	13.8	13.8	13.8	13.8	13.8	13.8	13.8	13.8	13.8	13.8	13.8	13.8	13.8	13.8	13.8	13.8	13.8	13.8	13.8	13.8	13.8	13.8	13.8	13.8	13.8	13.8	13.8	
	750	12:52	12:53	13.8	13.8	13.8	13.8	13.8	13.8	13.8	13.8	13.8	13.8	13.8	13.8	13.8	13.8	13.8	13.8	13.8	13.8	13.8	13.8	13.8	13.8	13.8	13.8	13.8	13.8	13.8	13.8	13.8	13.8
	1000	12:34	12:35	13.9	13.9	13.9	13.9	13.9	13.9	13.9	13.9	13.9	13.9	13.9	13.9	13.9	13.9	13.9	13.9	13.9	13.9	13.9	13.9	13.9	13.9	13.9	13.9	13.9	13.9	13.9	13.9	13.9	13.9
	1250	12:28	12:29	13.8	13.8	13.8	13.8	13.8	13.8	13.8	13.8	13.8	13.8	13.8	13.8	13.8	13.8	13.8	13.8	13.8	13.8	13.8	13.8	13.8	13.8	13.8	13.8	13.8	13.8	13.8	13.8	13.8	13.8
1500	12:15	12:15	13.9	13.8	13.8	13.8	13.8	13.8	13.8	13.8	13.8	13.8	13.8	13.8	13.8	13.8	13.8	13.8	13.8	13.8	13.8	13.8	13.8	13.8	13.8	13.8	13.8	13.8	13.8	13.8	13.8	13.8	

※平成27年4月30日付で運転終了

:水温の最高

:水温の最低

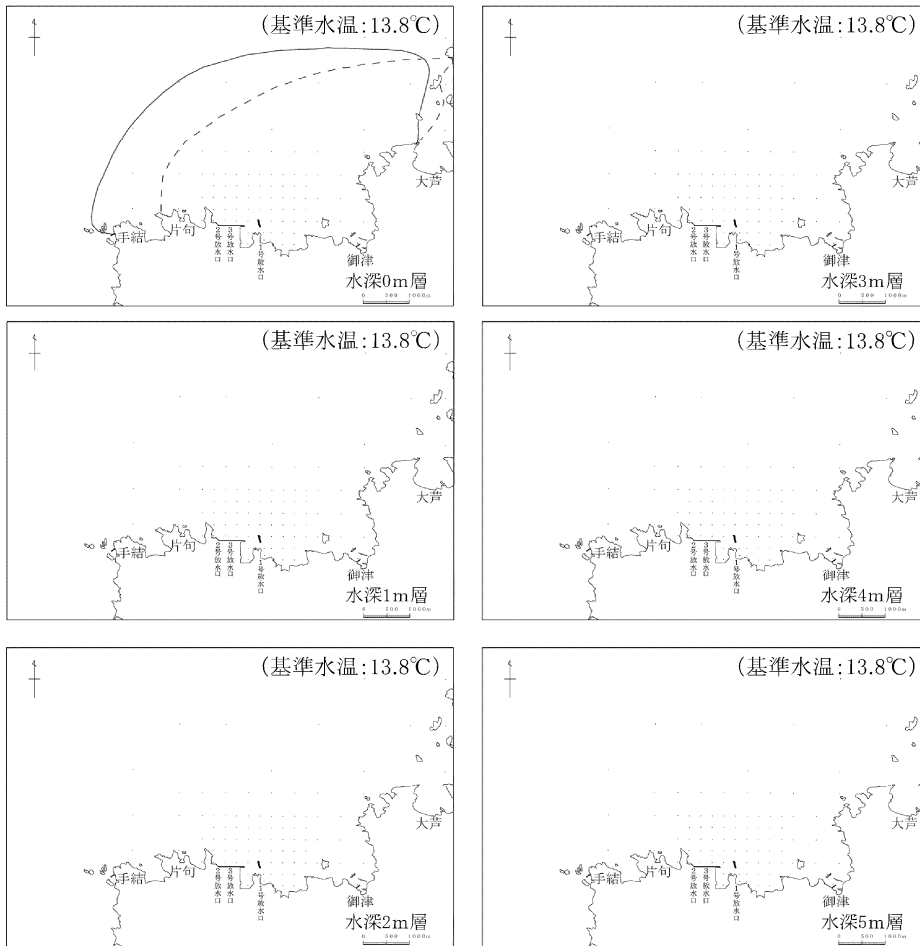
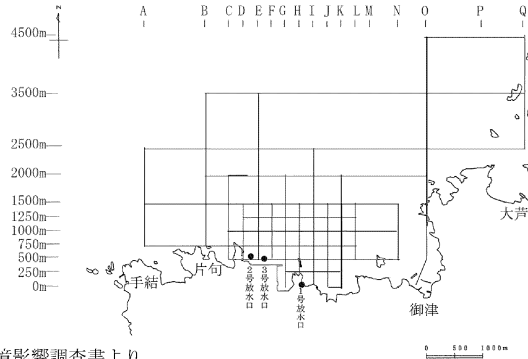
島根原子力発電所 格子状定線の水温水平分布図（基準水温との温度差）

平成31年2月22日 第1回
9時30分～11時03分

出力 (万kW)	1号機	-*
	2号機	0
	3号機	0
放水量 (m ³ /s)	1号機	1
	2号機	25
	3号機	3
天候		晴
気温 (℃)		10.2
風向		南東
風速 (m/s)		3.0
風浪		2

※平成27年4月30日付で運転終了
[基準水温]
A2500、B3500、E3500、M3500、O4500、
P3500の6点の平均値
[1℃上昇域予測包絡線の凡例]

—— 島根原子力発電所2号機修正環境影響調査書より
- - - 島根原子力発電所3号機環境影響評価書より



◎基準水温より1℃以上高い水温上昇域は
確認されなかった。

- 基準水温より1℃以上高い水温上昇域
- 基準水温より2℃以上高い水温上昇域
- 基準水温より3℃以上高い水温上昇域

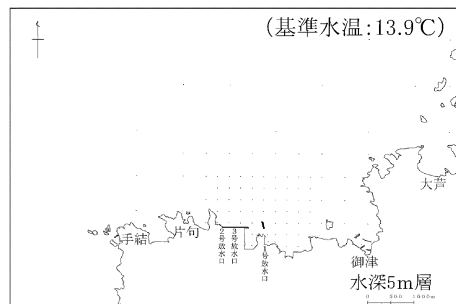
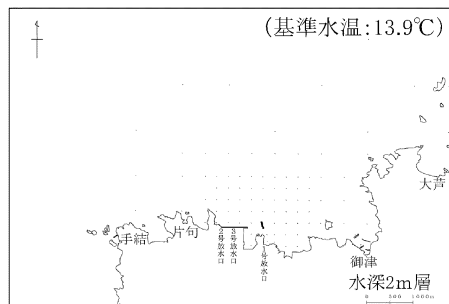
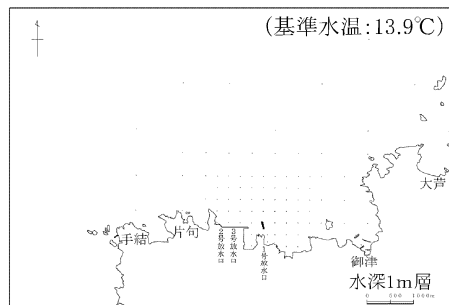
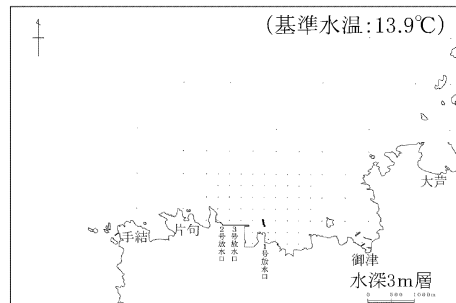
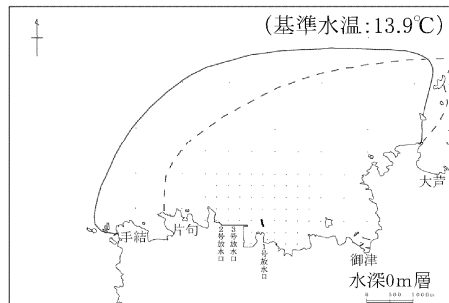
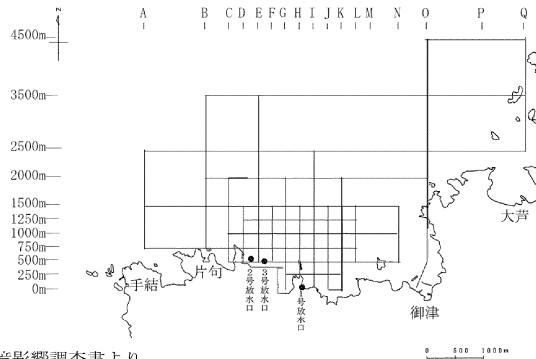
島根原子力発電所 格子状定線の水温水平分布図（基準水温との温度差）

平成31年2月22日 第2回
11時51分～13時33分

出力 (万kW)	1号機	-*
	2号機	0
	3号機	0
放水量 (m ³ /s)	1号機	1
	2号機	25
	3号機	3
天候		晴
気温	(°C)	10.2
風向		北東
風速	(m/s)	6.3
風浪		3

※平成27年4月30日付で運転終了
[基準水温]
A2500、B3500、E3500、M3500、O4500、
P3500の6点の平均値
[1°C上昇域子測包絡範囲の凡例]

----- 島根原子力発電所2号機修正環境影響調査書より
----- 島根原子力発電所3号機環境影響評価書より



◎基準水温より1°C以上高い水温上昇域は
確認されなかった。

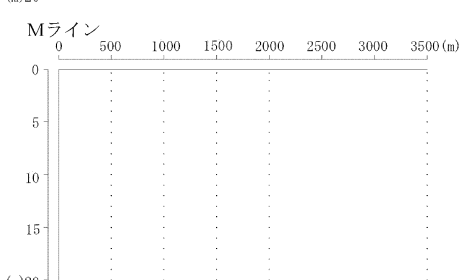
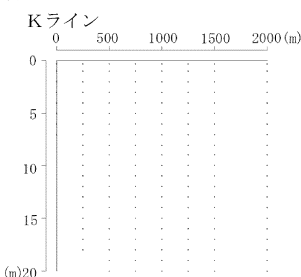
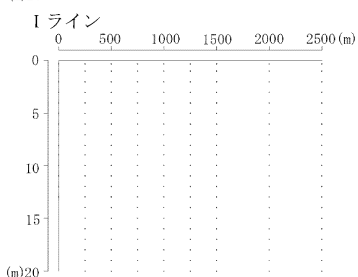
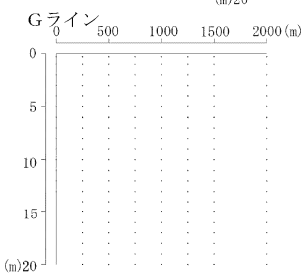

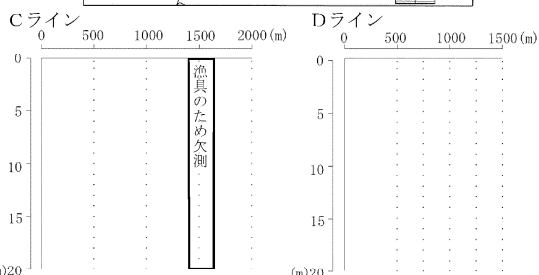
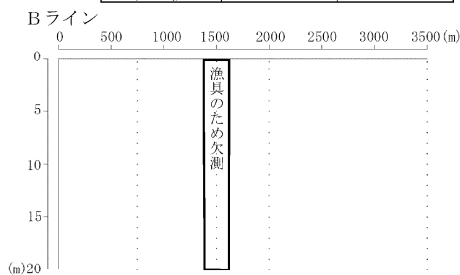
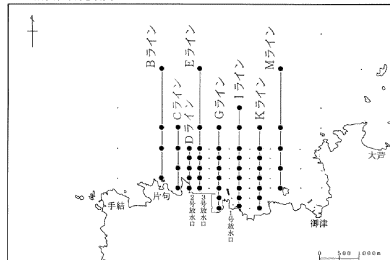
- 基準水温より1°C以上高い水温上昇域
- 基準水温より2°C以上高い水温上昇域
- 基準水温より3°C以上高い水温上昇域

島根原子力発電所 格子状定線の水溫鉛直分布図（基準水溫との温度差）

平成31年2月22日 第1回
9時30分～11時03分

出力 (万kW)	1号機	2
	2号機	0
	3号機	0
放水量 (m ³ /s)	1号機	1
	2号機	25
	3号機	3
天候	晴	
氣温	(°C)	10.2
風向	南東	
風速	(m/s)	3.0
風浪	2	

断面位置見取図



- 基準水溫より1℃以上高い水溫上昇域
- 基準水溫より2℃以上高い水溫上昇域
- 基準水溫より3℃以上高い水溫上昇域

水深	基準水溫(°C)
0m層	13.8
1m層	13.8
2m層	13.8
3m層	13.8
4m層	13.8
5m層	13.8


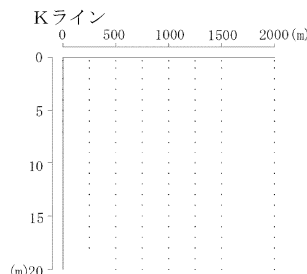
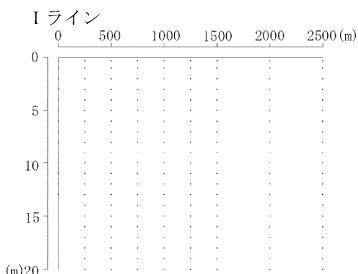
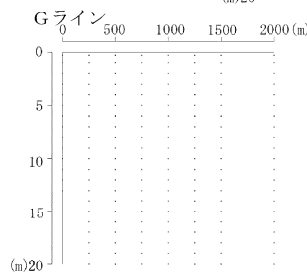

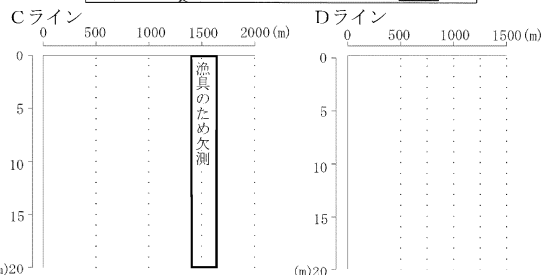
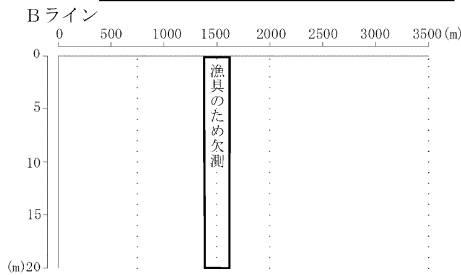
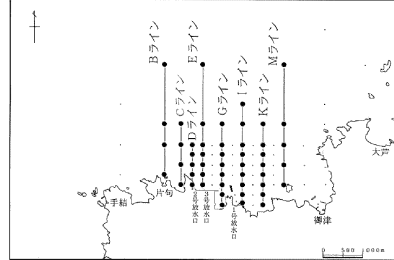
※平成27年4月30日付で運転終了
[基準水溫]
A2500、B3500、E3500、M3500、O4500、P3500の6点の平均値

島根原子力発電所 格子状定線の水溫鉛直分布図 (基準水溫との温度差)

平成31年2月22日 第2回
11時51分～13時33分

出力 (万kW)	1号機	—*
	2号機	0
	3号機	0
放水量 (m ³ /s)	1号機	1
	2号機	25
	3号機	3
天候	晴	
気温 (°C)	10.2	
風向	北東	
風速 (m/s)	6.3	
風浪	3	

断面位置見取図



- 基準水溫より1°C以上高い水溫上昇域
- 基準水溫より2°C以上高い水溫上昇域
- 基準水溫より3°C以上高い水溫上昇域

水深	基準水溫(°C)
0m層	13.9
1m層	13.9
2m層	13.9
3m層	13.9
4m層	13.9
5m層	13.9

※平成27年4月30日付で運転終了
[基準水溫]
A2500、B3500、E3500、M3500、O4500、P3500の6点の平均値