

# 島根原子力発電所 格子状定線の水温(平成29年度第1四半期)

## 島根原子力発電所 格子状定線の水温(第1回)

(平成29年4月21日 09:30~11:55)

1号機出力: -※ 万kW  
2号機出力: 0 万kW  
3号機出力: 0 万kW

1号機放水量: 22 m<sup>3</sup>/s  
2号機放水量: 2.4 m<sup>3</sup>/s  
3号機放水量: 3 m<sup>3</sup>/s  
天候: 晴  
風向・風速: 西北西、2.3 m/s

気温: 16.8℃  
風浪: 2

○水温の最高 15.8 ℃(定線A・距離2500m・0m層, 他7点)  
○水温の最低 14.9 ℃(定線B・距離3500m・70m層)

定線	距離(m)	開始時刻	終了時刻	測定水深(m)																												
				0	1	2	3	4	5	6	7	8	9	10	11	12	13	14	15	16	17	18	19	20	25	30	40	50	60	70	海底上1m	
A線	750			漁具のため欠測																												
	1500	9:55	10:01	15.6	15.4	15.4	15.4	15.3	15.3	15.3	15.3	15.3	15.3	15.3	15.3	15.3	15.3	15.3	15.3	15.3	15.3	15.3	15.3	15.2	15.2	15.2	15.1	15.1	15.0		15.2	
	2500	10:05	10:12	15.8	15.4	15.5	15.5	15.5	15.5	15.5	15.5	15.5	15.5	15.4	15.4	15.4	15.4	15.4	15.4	15.4	15.4	15.3	15.3	15.2	15.2	15.2	15.2	15.1	15.1	15.0		15.0
B線	750	9:30	9:34	15.4	15.3	15.3	15.3	15.3	15.3	15.3	15.3	15.3	15.3	15.3	15.3	15.3	15.3	15.3	15.3	15.3	15.3	15.3	15.3	15.3	15.3	15.3	15.3				15.3	
	1500			漁具のため欠測																												
	2000	10:10	10:17	15.7	15.6	15.5	15.4	15.4	15.4	15.4	15.4	15.3	15.3	15.3	15.3	15.4	15.3	15.3	15.3	15.3	15.3	15.3	15.2	15.2	15.2	15.2	15.1	15.1	15.0		15.1	
C線	3500	10:42	10:50	15.8	15.6	15.5	15.5	15.5	15.5	15.5	15.5	15.5	15.5	15.4	15.4	15.3	15.3	15.3	15.3	15.3	15.3	15.2	15.2	15.2	15.2	15.1	15.1	15.0		14.9	14.9	
	500	9:38	9:40	15.4	15.3	15.3	15.3	15.3	15.3	15.3	15.3	15.3	15.3	15.3	15.3	15.3	15.3	15.3	15.3	15.3	15.3	15.3	15.3	15.3	15.3					15.3		
	1000	9:43	9:47	15.4	15.3	15.3	15.3	15.3	15.3	15.3	15.3	15.3	15.3	15.3	15.3	15.3	15.3	15.3	15.3	15.3	15.3	15.3	15.3	15.3	15.3					15.3		
D線	1500			漁具のため欠測																												
	2000	10:02	10:07	15.6	15.6	15.4	15.4	15.4	15.4	15.4	15.4	15.4	15.4	15.4	15.4	15.4	15.4	15.4	15.4	15.3	15.3	15.3	15.3	15.2	15.2	15.2	15.2				15.1	
	500	9:30	9:35	15.4	15.4	15.4	15.3	15.3	15.3	15.3	15.3	15.3	15.3	15.3	15.3	15.3	15.3	15.3	15.3	15.3	15.3	15.3	15.3	15.3	15.3	15.3	15.3	15.3			15.3	
E線	750	10:12	10:20	15.6	15.6	15.4	15.4	15.3	15.3	15.3	15.3	15.3	15.3	15.3	15.3	15.3	15.3	15.3	15.3	15.3	15.3	15.3	15.3	15.3	15.3	15.3	15.3	15.3			15.3	
	1000	10:22	10:30	15.6	15.5	15.4	15.4	15.3	15.3	15.3	15.3	15.3	15.3	15.3	15.3	15.3	15.3	15.3	15.3	15.3	15.3	15.3	15.3	15.3	15.3	15.3	15.3	15.3	15.3		15.3	
	1250	9:49	9:53	15.4	15.4	15.3	15.3	15.3	15.3	15.3	15.3	15.3	15.3	15.3	15.3	15.3	15.3	15.3	15.3	15.3	15.3	15.3	15.3	15.3	15.3	15.3	15.3	15.3	15.3		15.2	
F線	1500	9:55	9:59	15.5	15.4	15.3	15.3	15.3	15.3	15.4	15.4	15.4	15.3	15.3	15.3	15.3	15.3	15.3	15.3	15.3	15.3	15.3	15.3	15.3	15.3	15.3	15.3	15.3	15.3		15.2	
	500	9:38	9:40	15.4	15.4	15.4	15.4	15.3	15.3	15.3	15.3	15.3	15.3	15.3	15.3	15.3	15.3	15.3	15.3	15.3	15.3	15.3	15.3	15.3	15.3	15.3	15.3	15.3	15.3		15.3	
	750	10:03	10:10	15.5	15.5	15.4	15.4	15.4	15.4	15.3	15.3	15.3	15.3	15.3	15.3	15.3	15.3	15.3	15.3	15.3	15.3	15.3	15.3	15.3	15.3	15.3	15.3	15.3	15.3	15.3	15.2	15.2
G線	1000	10:32	10:40	15.7	15.6	15.4	15.4	15.3	15.3	15.3	15.3	15.3	15.3	15.3	15.3	15.3	15.3	15.3	15.3	15.3	15.3	15.3	15.3	15.3	15.3	15.3	15.3	15.3	15.3		15.2	
	1250	10:56	11:05	15.6	15.6	15.4	15.3	15.3	15.3	15.3	15.3	15.3	15.3	15.3	15.3	15.3	15.3	15.3	15.3	15.3	15.3	15.3	15.3	15.3	15.3	15.3	15.3	15.3	15.3	15.3		15.2
	1500	11:07	11:18	15.6	15.6	15.5	15.4	15.3	15.3	15.3	15.3	15.3	15.3	15.3	15.3	15.3	15.3	15.3	15.3	15.3	15.3	15.3	15.3	15.3	15.3	15.3	15.3	15.3	15.3	15.3	15.2	15.2
H線	2000	11:20	11:32	15.7	15.7	15.5	15.4	15.4	15.4	15.4	15.4	15.4	15.4	15.4	15.4	15.4	15.4	15.4	15.4	15.3	15.3	15.3	15.3	15.3	15.2	15.2	15.2	15.2	15.2		15.2	
	3500	10:27	10:38	15.8	15.6	15.6	15.6	15.6	15.6	15.5	15.5	15.5	15.5	15.4	15.4	15.3	15.3	15.3	15.3	15.3	15.3	15.3	15.3	15.2	15.2	15.2	15.1	15.1	15.1	15.1	15.0	15.0
	500	9:42	9:44	15.3	15.3	15.3	15.3	15.3	15.3	15.3	15.3	15.3	15.3	15.3	15.3	15.3	15.3	15.3	15.3	15.3	15.3	15.3	15.3	15.3	15.3	15.3	15.3	15.3	15.3	15.3	15.3	15.3
I線	750	9:47	10:00	15.6	15.5	15.4	15.4	15.3	15.3	15.3	15.3	15.3	15.3	15.3	15.3	15.3	15.3	15.3	15.3	15.3	15.3	15.3	15.3	15.3	15.2						15.2	
	1000	10:42	10:46	15.7	15.7	15.4	15.4	15.4	15.3	15.3	15.3	15.3	15.3	15.3	15.3	15.3	15.3	15.3	15.3	15.3	15.3	15.3	15.3	15.3	15.3	15.3	15.2				15.2	
	1250	10:48	10:54	15.7	15.6	15.6	15.4	15.3	15.3	15.3	15.3	15.3	15.3	15.3	15.3	15.3	15.3	15.3	15.3	15.3	15.3	15.3	15.3	15.3	15.3	15.3	15.3	15.3	15.2		15.2	
J線	1500	11:45	11:55	15.6	15.6	15.5	15.5	15.5	15.5	15.4	15.3	15.3	15.3	15.3	15.3	15.3	15.3	15.3	15.3	15.3	15.3	15.3	15.3	15.3	15.3	15.3	15.3	15.3	15.3	15.3	15.2	15.2
	0	9:31	9:34	15.6	15.5	15.4	15.4	15.4	15.4	15.4	15.4	15.4	15.4	15.3	15.3	15.3	15.3	15.3	15.3	15.3	15.3	15.3	15.3	15.3	15.3	15.3	15.3	15.3	15.3	15.3	15.3	15.3
	250	9:37	9:56	15.5	15.5	15.5	15.5	15.4	15.3	15.3	15.3	15.3	15.3	15.3	15.3	15.3	15.3	15.3	15.3	15.3	15.2	15.2	15.2	15.2	15.2	15.2	15.2	15.2	15.2	15.2		15.2
K線	500	9:58	10:10	15.4	15.4	15.3	15.3	15.3	15.3	15.3	15.3	15.3	15.3	15.3	15.3	15.3	15.3	15.3	15.3	15.2	15.2	15.2	15.2	15.2	15.2	15.2	15.2	15.2	15.2	15.2		15.2
	750	10:41	10:47	15.6	15.6	15.5	15.4	15.3	15.3	15.3	15.3	15.3	15.3	15.3	15.3	15.3	15.3	15.3	15.3	15.3	15.3	15.3	15.3	15.3	15.3	15.2	15.2	15.2	15.2	15.2	15.2	15.2
	1000	10:50	10:55	15.5	15.5	15.5	15.5	15.4	15.3	15.3	15.3	15.3	15.3	15.3	15.3	15.3	15.3	15.3	15.3	15.3	15.3	15.3	15.3	15.3	15.3	15.3	15.3	15.3	15.3	15.3	15.3	15.2
L線	1250	11:15	11:21	15.7	15.7	15.7	15.5	15.4	15.3	15.3	15.3	15.3	15.3	15.3	15.3	15.3	15.3	15.3	15.3	15.3	15.3	15.3	15.3	15.3	15.3	15.3	15.3	15.3	15.3	15.3	15.2	15.2
	1500	11:37	11:42	15.6	15.7	15.6	15.6	15.5	15.3	15.3	15.3	15.3	15.3	15.3	15.3	15.3	15.3	15.3	15.3	15.3	15.3	15.3	15.3	15.3	15.3	15.3	15.3	15.3	15.3	15.3	15.2	15.2
	2000	11:25	11:28	15.6	15.6	15.4	15.4	15.4	15.4	15.4	15.3	15.3	15.3	15.3	15.3	15.3	15.3	15.3	15.3	15.3	15.3	15.3	15.3	15.3	15.2	15.2	15.2	15.2	15.2	15.2	15.2	15.2
M線	0	9:35	9:38	15.4	15.4	15.4	15.4	15.4																							15.4	15.4
	250	9:40	9:42	15.4	15.4	15.4	15.4	15.4	15.4	15.3	15.3	15.3	15.3	15.3	15.3	15.3	15.3	15.3	15.3	15.3	15.3	15.3	15.3	15.3	15.3	15.3	15.3	15.3	15.3	15.3	15.3	15.3
	500	10:15	10:20	15.5	15.5	15.4	15.3	15.3	15.3	15.3	15.3	15.3	15.3	15.3	15.3	15.3	15.3	15.3	15.3	15.3	15.3	15.3	15.3	15.3	15.3	15.3	15.2	15.2	15.2	15.2	15.2	15.2
N線	750	10:24	10:36	15.6	15.5	15.5	15.3	15.3	15.3	15.3	15.3	15.3	15.3	15.3	15.3	15.3	15.3	15.3	15.3	15.3	15.3	15.3	15.3	15.3	15.2	15.2					15.2	15.2
	1000	10:57	11:00	15.7	15.6	15.5	15.4	15.3	15.3	15.3	15.3	15.3	15.3	15.3	15.3	15.3	15.3	15.3	15.3	15.3	15.3	15.3	15.3	15.2	15.2					15.2	15.2	
	1250	11:04	11:12	15.7	15.7	15.5	15.4	15.4	15.3	15.3	15.3	15.3	15.3	15.3	15.3	15.3	15.3	15.3	15.3	15.3	15.3	15.3	15.3	15.3	15.3	15.3	15.2	15.2	15.2	15.2	15.2	15.2
1500	11:24	11:34	15.7	15.7	15.6	15.5	15.4	15.4	15.3	15.3																						



# 島根原子力発電所 格子状定線の水温(第2回)

(平成29年4月21日 12:15~14:28)

1号機出力: -<sup>\*</sup>万kW    1号機放水量: 22 m<sup>3</sup>/s    天候: 晴    気温: 16.5℃    ○水温の最高 16.4 °C (定線G・距離0m・0m層)  
 2号機出力: 0 万kW    2号機放水量: 2.4 m<sup>3</sup>/s    風向・風速: 北西、4.5 m/s    風浪: 2    ○水温の最低 14.9 °C (定線B・距離3500m・70m層, 他1点)  
 3号機出力: 0 万kW    3号機放水量: 3 m<sup>3</sup>/s

定線	距離(m)	開始時刻	終了時刻	測定水深 (m)																														
				0	1	2	3	4	5	6	7	8	9	10	11	12	13	14	15	16	17	18	19	20	25	30	40	50	60	70	海底上1m			
A線	750			漁具のため欠測																														
	1500	13:20	13:27	15.9	15.8	15.8	15.8	15.6	15.4	15.4	15.4	15.3	15.3	15.3	15.3	15.3	15.3	15.3	15.3	15.3	15.3	15.3	15.3	15.3	15.3	15.3	15.3	15.3	15.3	15.3	15.3	15.3		
	2500	13:07	13:15	15.8	15.8	15.7	15.6	15.5	15.5	15.4	15.4	15.4	15.4	15.4	15.4	15.4	15.4	15.4	15.4	15.4	15.3	15.3	15.3	15.3	15.2	15.2	15.2	15.1	15.0			15.0		
B線	750	13:29	13:34	15.8	15.7	15.7	15.6	15.6	15.5	15.4	15.4	15.4	15.4	15.4	15.4	15.4	15.4	15.4	15.4	15.4	15.4	15.4	15.4	15.3	15.3	15.3	15.2	15.2	15.1	15.0			15.3	
	1500			漁具のため欠測																														
	2000	12:40	12:45	15.7	15.7	15.5	15.5	15.4	15.4	15.4	15.4	15.4	15.4	15.4	15.4	15.4	15.3	15.3	15.3	15.3	15.3	15.3	15.3	15.3	15.2	15.2	15.2	15.2	15.2	15.0			15.2	
C線	3500	12:15	12:23	15.8	15.7	15.6	15.5	15.4	15.4	15.4	15.4	15.4	15.4	15.4	15.4	15.4	15.3	15.3	15.3	15.3	15.2	15.2	15.2	15.2	15.1	15.1	15.0	15.0				14.9	14.9	
	500	13:23	13:26	15.8	15.8	15.8	15.8	15.8	15.8	15.7	15.7	15.7	15.4	15.4																			15.4	
	1000	13:16	13:20	15.8	15.8	15.6	15.6	15.5	15.5	15.5	15.5	15.5	15.5	15.4	15.4	15.4	15.4	15.4	15.4	15.4	15.3	15.3	15.3	15.3	15.3							15.3		
D線	1500			漁具のため欠測																														
	2000	12:48	12:59	15.7	15.7	15.6	15.5	15.5	15.5	15.4	15.4	15.4	15.4	15.3	15.3	15.3	15.3	15.3	15.3	15.3	15.3	15.3	15.3	15.2	15.2	15.2	15.2					15.2		
	500	13:46	13:51	15.6	15.6	15.6	15.4	15.4	15.4	15.3	15.3	15.3																					15.3	
E線	750			漁具のため欠測																														
	1000	13:37	13:45	15.6	15.6	15.6	15.6	15.6	15.6	15.6	15.6	15.6	15.6	15.5	15.6	15.5	15.5	15.5	15.5	15.5	15.4	15.4	15.3	15.3	15.3	15.3	15.3	15.3	15.3			15.3		
	1250	13:10	13:14	15.5	15.6	15.5	15.5	15.5	15.5	15.4	15.4	15.4	15.4	15.3	15.3	15.3	15.3	15.3	15.3	15.3	15.3	15.3	15.3	15.3	15.3	15.3	15.3	15.3	15.3	15.3			15.3	
F線	1500	13:03	13:08	15.6	15.7	15.6	15.6	15.4	15.4	15.4	15.4	15.4	15.4	15.3	15.3	15.3	15.3	15.3	15.3	15.3	15.3	15.3	15.3	15.3	15.3	15.3	15.3	15.3	15.3			15.3		
	500			漁具のため欠測																														
	750	14:10	14:28	15.8	15.8	15.8	15.8	15.8	15.7	15.7	15.7	15.7	15.6	15.6	15.6	15.5	15.4	15.4	15.3	15.3	15.3	15.3	15.3	15.3	15.3	15.3	15.3	15.3	15.3				15.3	
G線	1000	13:24	13:33	15.7	15.6	15.6	15.6	15.6	15.6	15.5	15.5	15.4	15.4	15.4	15.4	15.4	15.3	15.3	15.3	15.3	15.3	15.3	15.3	15.3	15.3	15.3	15.3	15.3	15.3				15.2	
	1250	13:00	13:06	15.6	15.6	15.6	15.5	15.5	15.5	15.5	15.4	15.4	15.4	15.4	15.3	15.3	15.3	15.3	15.3	15.3	15.3	15.3	15.3	15.3	15.3	15.3	15.3	15.3	15.2				15.2	
	1500	12:41	12:55	15.6	15.6	15.5	15.6	15.6	15.5	15.4	15.4	15.4	15.4	15.4	15.4	15.3	15.3	15.3	15.3	15.3	15.3	15.3	15.3	15.3	15.3	15.3	15.3	15.3	15.2				15.2	
H線	2000	12:24	12:37	15.7	15.7	15.7	15.6	15.4	15.4	15.4	15.4	15.4	15.4	15.4	15.4	15.4	15.4	15.4	15.4	15.3	15.3	15.3	15.3	15.3	15.3	15.3	15.3	15.2	15.2	15.2	15.2			15.2
	3500	12:22	12:28	15.9	15.8	15.5	15.5	15.5	15.4	15.4	15.4	15.4	15.4	15.4	15.4	15.3	15.3	15.3	15.3	15.3	15.3	15.2	15.2	15.2	15.2	15.1	15.1	15.1	15.1				14.9	14.9
	500	13:56	14:00	15.7	15.7	15.7	15.7	15.7	15.6	15.6	15.6																							15.6
I線	750	14:02	14:07	15.6	15.6	15.6	15.6	15.6	15.5	15.6	15.5	15.5	15.5	15.5	15.5	15.5	15.5	15.4	15.3	15.3	15.3	15.3	15.3	15.3	15.3	15.3	15.2					15.2		
	1000	13:18	13:22	15.7	15.6	15.6	15.6	15.6	15.5	15.5	15.5	15.5	15.5	15.5	15.5	15.5	15.5	15.4	15.3	15.3	15.3	15.3	15.3	15.3	15.3	15.3	15.3	15.3					15.2	
	1250	13:09	13:15	15.6	15.6	15.6	15.5	15.5	15.5	15.5	15.4	15.4	15.4	15.3	15.3	15.3	15.3	15.3	15.3	15.3	15.3	15.3	15.3	15.3	15.3	15.3	15.3	15.3	15.3	15.2				15.2
J線	1500	12:34	12:40	15.6	15.6	15.6	15.5	15.5	15.4	15.4	15.4	15.4	15.4	15.4	15.3	15.3	15.3	15.3	15.3	15.3	15.3	15.3	15.3	15.3	15.3	15.3	15.3	15.3	15.2				15.2	
	0	13:14	13:23	16.4	16.3	15.8	15.5	15.5	15.4	15.4	15.4	15.3	15.3	15.3																			15.3	
	250	13:25	13:30	15.8	15.8	15.7	15.6	15.5	15.4	15.4	15.4	15.4	15.3	15.3	15.3	15.3	15.3	15.3	15.2	15.2	15.2	15.2											15.2	
K線	500	13:33	13:37	15.7	15.7	15.7	15.7	15.7	15.7	15.6	15.5	15.5	15.4	15.4	15.3	15.3	15.3	15.3	15.3	15.3	15.3	15.3	15.3	15.2	15.2								15.2	
	750	13:56	14:02	15.7	15.7	15.7	15.7	15.6	15.7	15.6	15.6	15.5	15.4	15.4	15.4	15.3	15.3	15.3	15.3	15.3	15.3	15.3	15.3	15.3	15.3	15.3	15.2						15.2	
	1000	13:50	13:57	15.6	15.6	15.6	15.6	15.6	15.6	15.6	15.5	15.5	15.4	15.4	15.4	15.3	15.3	15.3	15.3	15.3	15.3	15.3	15.3	15.3	15.3	15.3	15.3	15.3	15.3	15.3	15.3	15.3		15.2
L線	1250	13:02	13:08	15.6	15.6	15.6	15.6	15.5	15.5	15.4	15.4	15.3	15.3	15.3	15.3	15.3	15.3	15.3	15.3	15.3	15.3	15.3	15.3	15.3	15.3	15.3	15.3	15.2					15.2	
	1500	12:43	12:49	15.6	15.6	15.6	15.5	15.5	15.5	15.5	15.5	15.5	15.5	15.4	15.4	15.4	15.3	15.3	15.3	15.3	15.3	15.3	15.3	15.3	15.3	15.3	15.3	15.3	15.3	15.2				15.2
	2000	12:18	12:28	15.7	15.5	15.4	15.4	15.4	15.4	15.4	15.4	15.4	15.4	15.4	15.4	15.4	15.4	15.4	15.3	15.3	15.3	15.3	15.3	15.3	15.3	15.3	15.3	15.2	15.2	15.2	15.2			15.2
M線	0	13:46	13:49	15.4	15.7	15.6	15.6	15.6																										15.6
	250	13:41	13:44	15.6	15.6	15.6	15.6	15.5	15.5	15.5	15.4																							15.4
	500	13:40	13:44	15.5	15.5	15.5	15.5	15.5	15.5	15.4	15.4	15.4	15.3	15.3	15.3	15.3	15.3	15.3	15.3	15.3	15.3	15.3	15.3	15.3	15.3	15.3	15.3	15.3	15.3	15.3	15.3	15.3		15.3
N線	750	13:48	13:53	15.7	15.7	15.6	15.6	15.6	15.6	15.6	15.5	15.4	15.3	15.3	15.3	15.3	15.3	15.3	15.3	15.3	15.3	15.3	15.3	15.3	15.3	15.3	15.2	15.2					15.2	
	1000	13:49	13:52	15.6	15.7	15.7	15.6	15.6	15.6	15.6	15.6	15.5	15.4	15.4	15.3	15.3	15.3	15.3	15.3	15.3	15.3	15.3	15.3	15.3	15.3	15.3	15.3	15.2					15.2	
	1250	13:42	13:46	15.7	15.6	15.6	15.6	15.6	15.6	15.6	15.6	15.5	15.5	15.5	15.4	15.4	15.3	15.3	15.3	15.3	15.3	15.3	15.3	15.3	15.3	15.3	15.3	15.3	15.3	15.2				15.2
1500	12:52	12:59	15.7	15.6	15.6	15.6	15.6	15.6	15.6	15.5	15.5	15.4	15.4	15.3	15.3	15.3	15.3	15.3	15.3	15.3	15.3	15.3	15.3	15.3	15.3	15.2	15.2					15.2		

※平成27年4月30日付で運転終了

: 水温の最高       : 水温の最低



# 島根原子力発電所 格子状定線の水温水平分布図（基準水温との温度差）

平成29年4月21日 第1回  
9時30分～11時55分

出力 (万kW)	1号機	-*
	2号機	0
	3号機	0
放水量 (m <sup>3</sup> /s)	1号機	22
	2号機	2.4
	3号機	3
天候		晴
気温 (°C)		16.8
風向		西北西
風速 (m/s)		2.3
風浪		2

※平成27年4月30日付で運転終了

[基準水温]

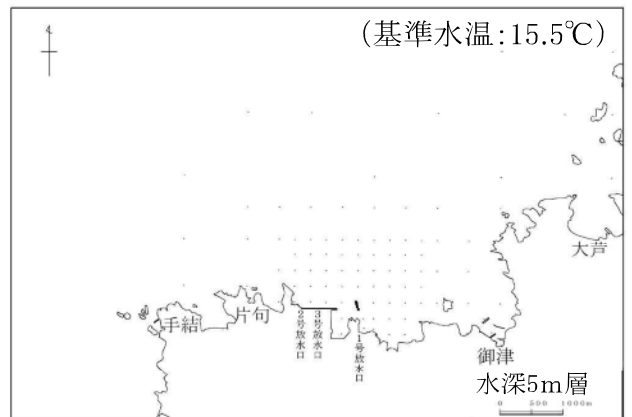
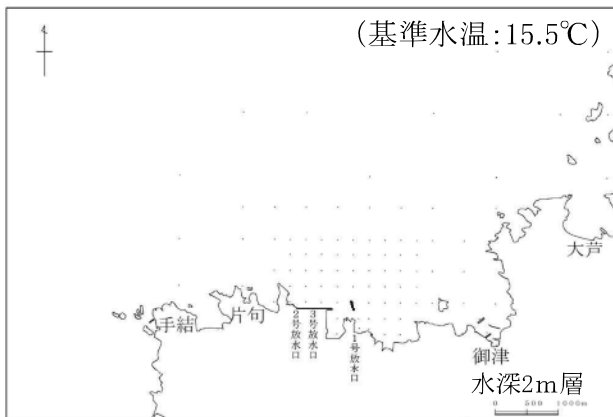
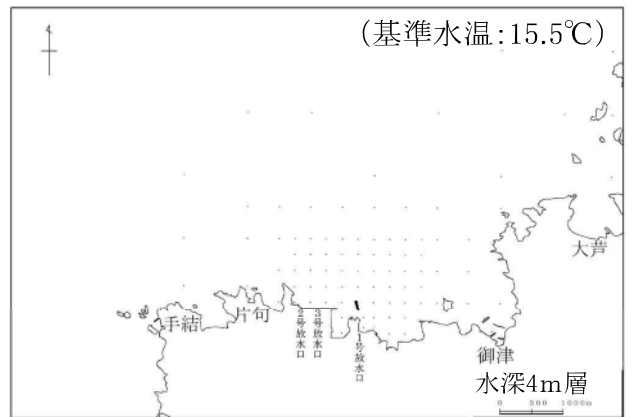
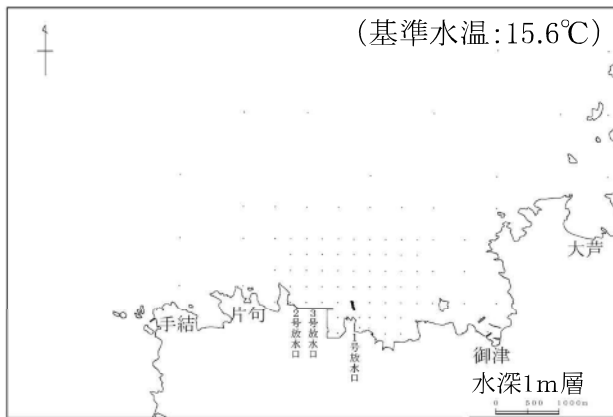
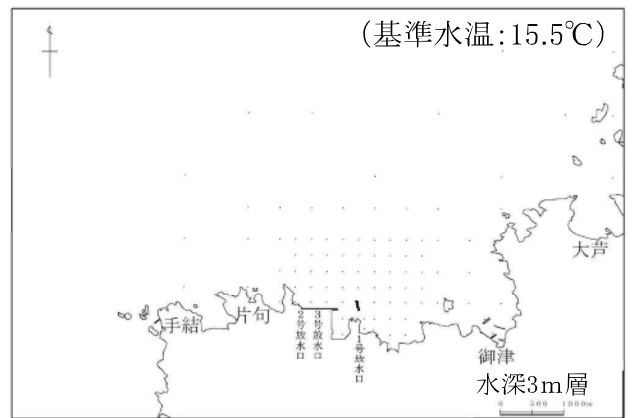
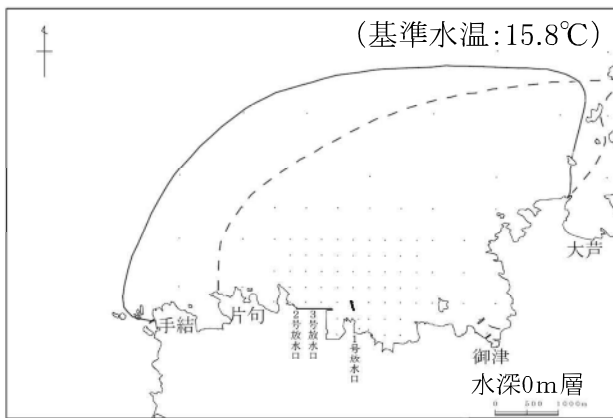
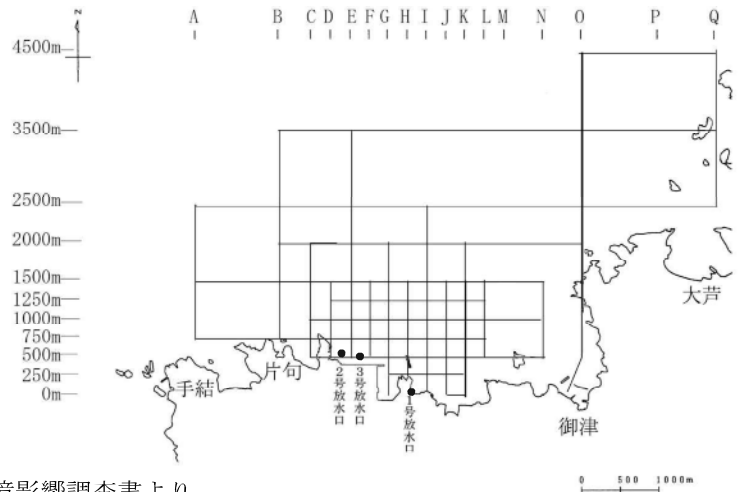
A2500、B3500、E3500、M3500、O4500

の5点の平均値

[1°C上昇域予測包絡範囲の凡例]

————— 島根原子力発電所2号機修正環境影響調査書より

- - - - - 島根原子力発電所3号機環境影響評価書より



◎基準水温より1°C以上高い水温上昇域は  
確認されなかった。

- 基準水温より1°C以上高い水温上昇域
- 基準水温より2°C以上高い水温上昇域
- 基準水温より3°C以上高い水温上昇域

# 島根原子力発電所 格子状定線の水温水平分布図（基準水温との温度差）

平成29年4月21日 第2回  
12時15分～14時28分

出力 (万kW)	1号機	-*
	2号機	0
	3号機	0
放水量 (m <sup>3</sup> /s)	1号機	22
	2号機	2.4
	3号機	3
天候		晴
気温	(°C)	16.5
風向		北西
風速	(m/s)	4.5
風浪		2

※平成27年4月30日付で運転終了

[基準水温]

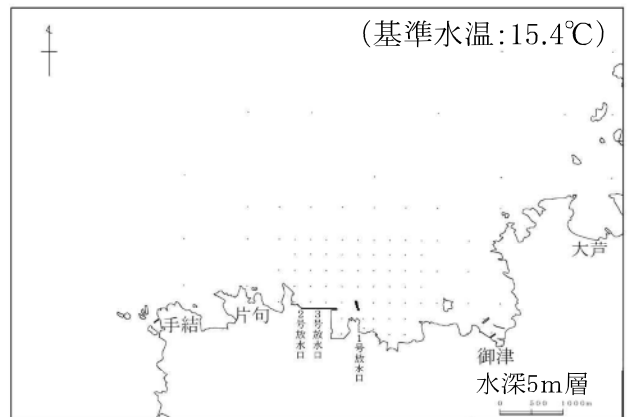
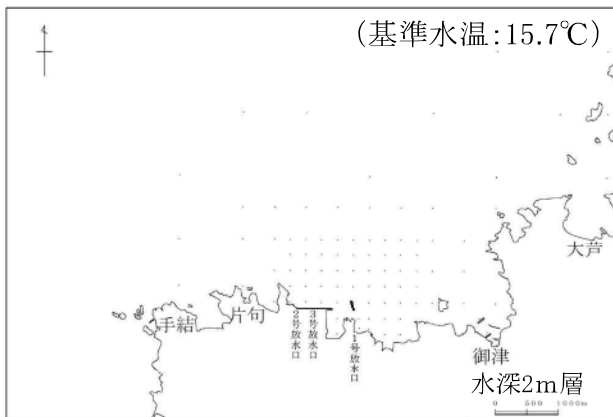
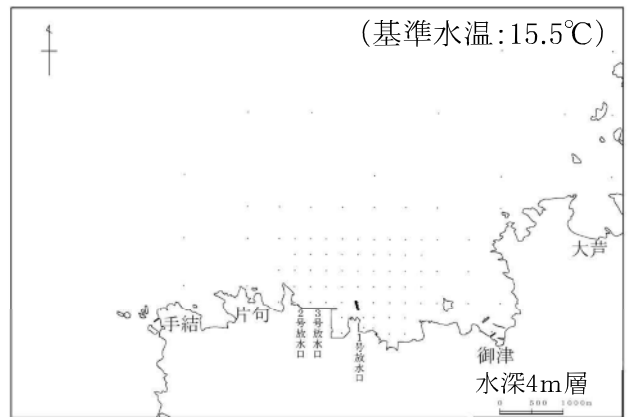
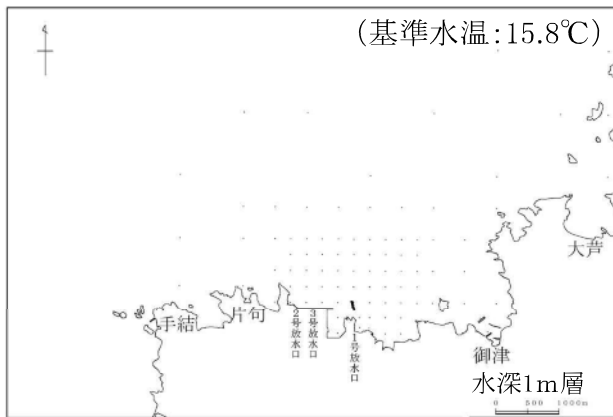
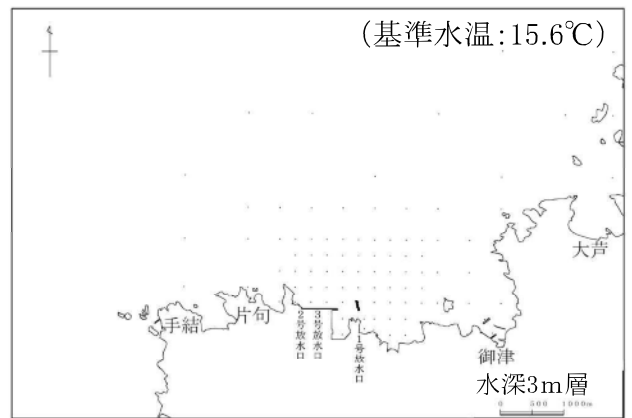
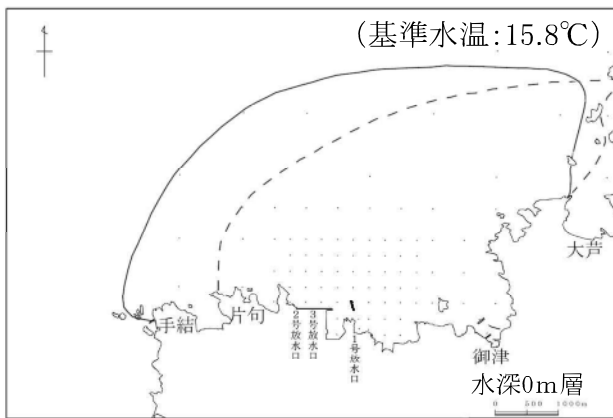
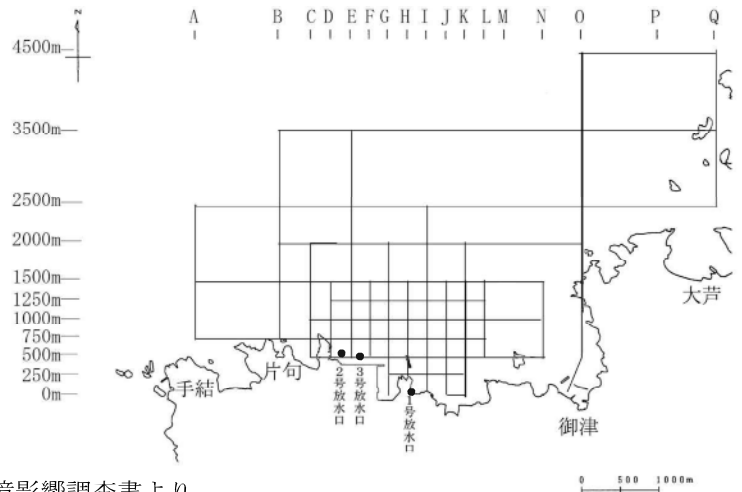
A2500、B3500、E3500、M3500、O4500

の5点の平均値

[1°C上昇域予測包絡範囲の凡例]

————— 島根原子力発電所2号機修正環境影響調査書より

- - - - - 島根原子力発電所3号機環境影響評価書より



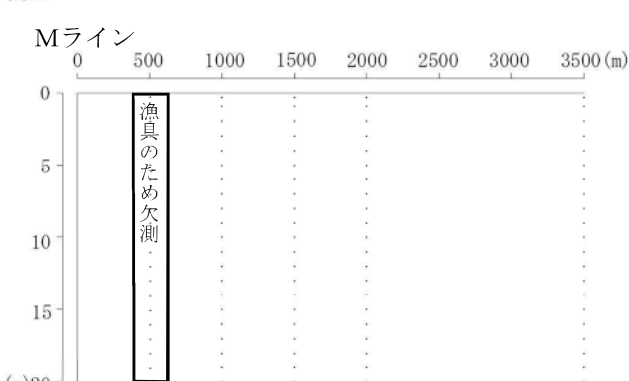
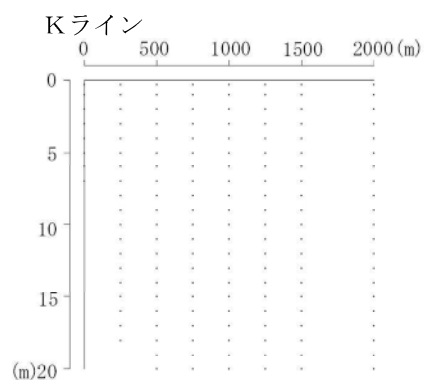

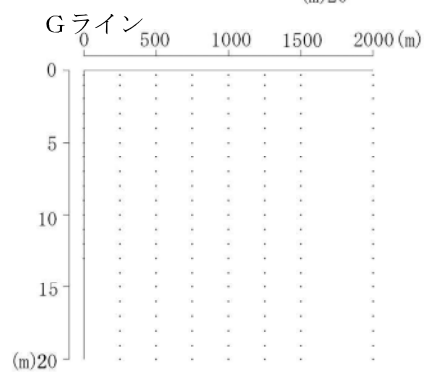
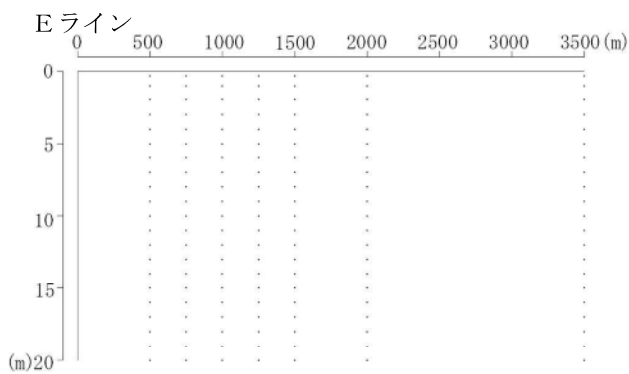
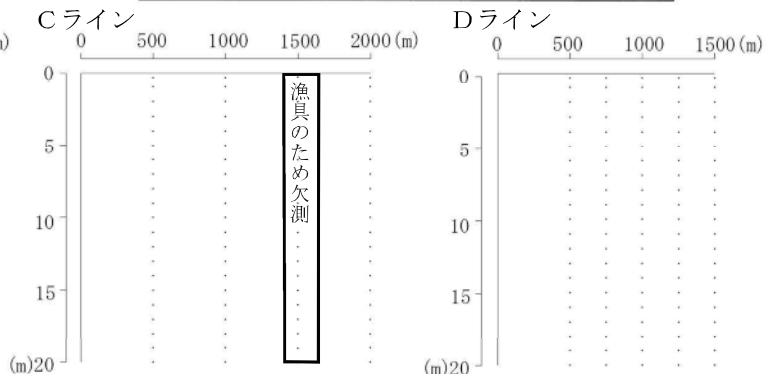
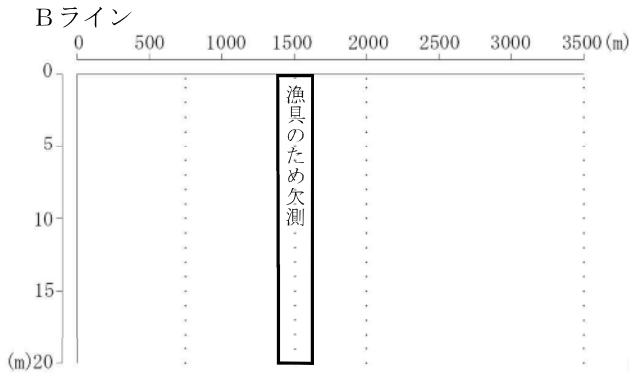
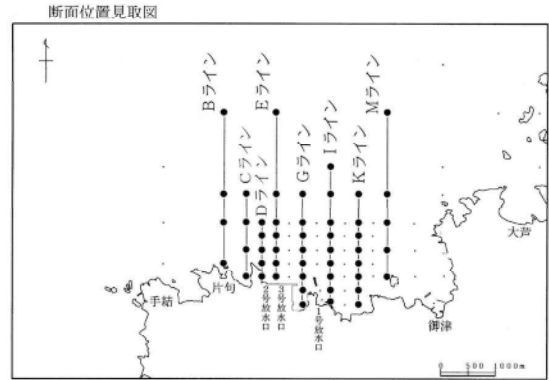
◎基準水温より1°C以上高い水温上昇域は  
確認されなかった。

- 基準水温より1°C以上高い水温上昇域
- 基準水温より2°C以上高い水温上昇域
- 基準水温より3°C以上高い水温上昇域

# 島根原子力発電所 格子状定線の水溫鉛直分布図（基準水溫との温度差）

平成29年4月21日 第1回  
9時30分～11時55分

出力 (万kW)	1号機	—*
	2号機	0
	3号機	0
放水量 (m <sup>3</sup> /s)	1号機	22
	2号機	2.4
	3号機	3
天候	晴	
気温	(°C)	16.8
風向	西北西	
風速	(m/s)	2.3
風浪	2	



- 基準水溫より1°C以上高い水溫上昇域
- 基準水溫より2°C以上高い水溫上昇域
- 基準水溫より3°C以上高い水溫上昇域

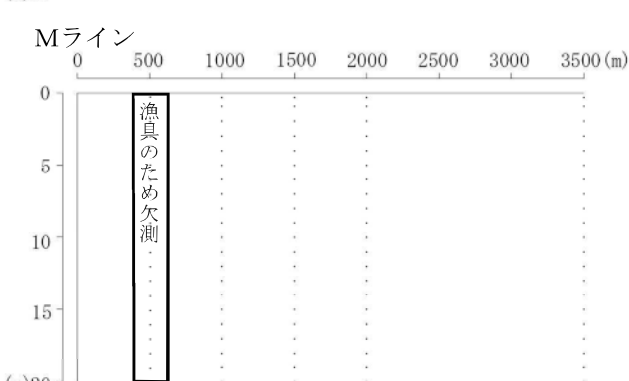
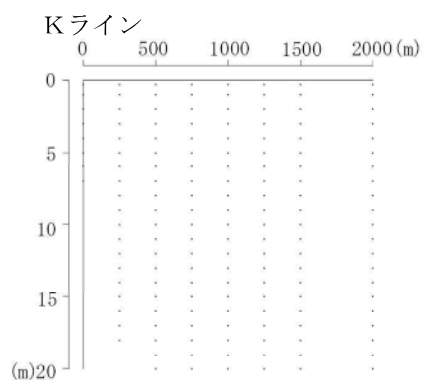

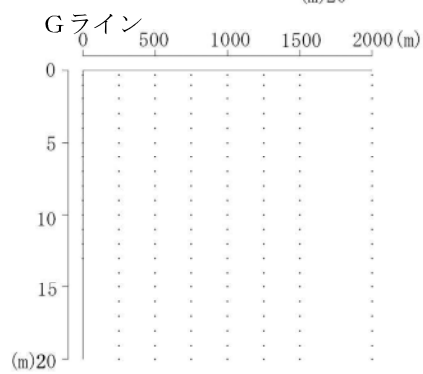

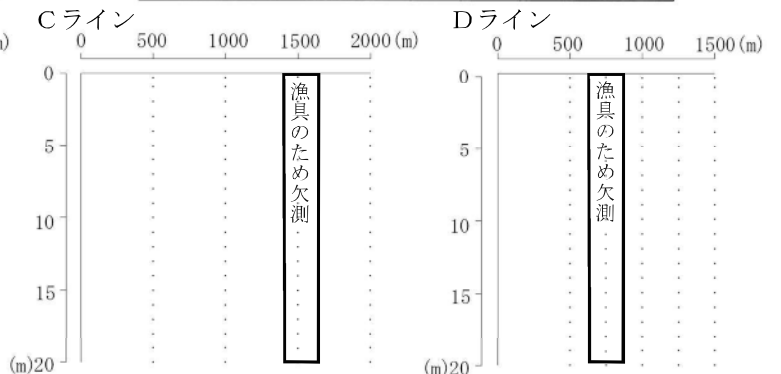
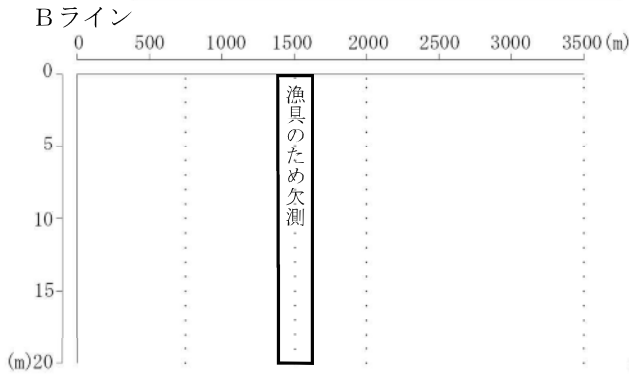
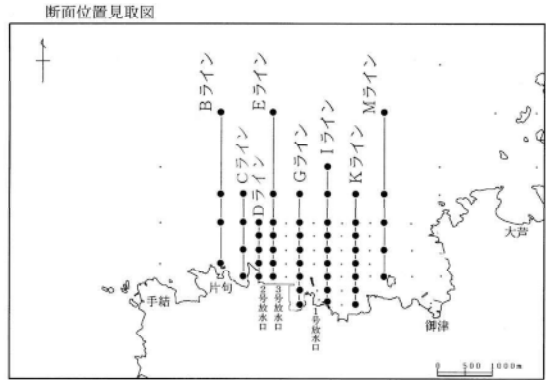
水深	基準水溫(°C)
0m層	15.8
1m層	15.6
2m層	15.5
3m層	15.5
4m層	15.5
5m層	15.5

※平成27年4月30日付で運転終了  
[基準水溫]  
A2500、B3500、E3500、M3500、O4500の5点の平均値

# 島根原子力発電所 格子状定線の水溫鉛直分布図（基準水溫との温度差）

平成29年4月21日 第2回  
12時15分～14時28分

出力 (万kW)	1号機	—*
	2号機	0
	3号機	0
放水量 (m <sup>3</sup> /s)	1号機	22
	2号機	2.4
	3号機	3
天候	晴	
気温	(°C)	16.5
風向	北西	
風速	(m/s)	4.5
風浪	2	



- 基準水溫より1°C以上高い水溫上昇域
- 基準水溫より2°C以上高い水溫上昇域
- 基準水溫より3°C以上高い水溫上昇域

水深	基準水溫(°C)
0m層	15.8
1m層	15.8
2m層	15.7
3m層	15.6
4m層	15.5
5m層	15.4

※平成27年4月30日付で運転終了  
[基準水溫]  
A2500、B3500、E3500、M3500、O4500の5点の平均値